

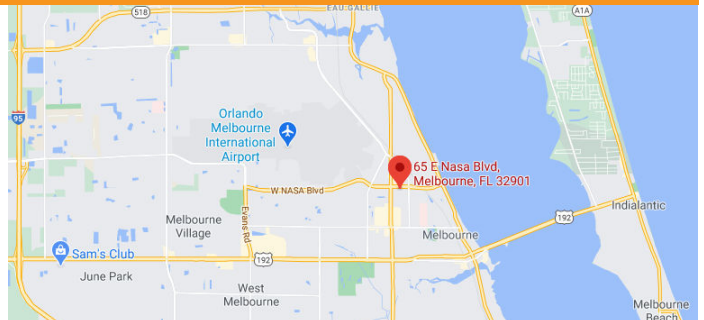
OFFICE SPACE FOR LEASE

# NASA OFFICE BUILDING

65 East Nasa Blvd., Melbourne, FL 32901



- 2-Story Office Building
- Ample Parking in Front and Rear of Building
- In the Heart of Melbourne’s Business District
- Within 1 Mile of Melbourne International Airport & Holmes Regional Hospital
- Monument Signage
- Common Hall with Directory
- 2nd Floor Suite Available
- Great Office & Location for Small Business Professionals!
- First and Second Floor Suites Ranging from 560 SF up to 1,465 SF
- 1st Floor \$14/SF/YR + \$4.54/SF/YR NNN
- 2nd Floor \$12/SF/YR + \$4.54/SF/YR NNN
- Electric & Water are Included in CAM



Demographics	1 mile	3 mile	5 mile
2023 Population	5,515	45,053	140,277
2028 Pop Projection	5,698	46,466	145,345
Growth 2023-2028	0.7%	0.6%	0.7%
Median Age	49.2	44.9	45.7
Bachelor's or Higher	23%	26%	29%
Average Income	\$54,429	\$70,466	\$76,131

JMREALESTATE.COM

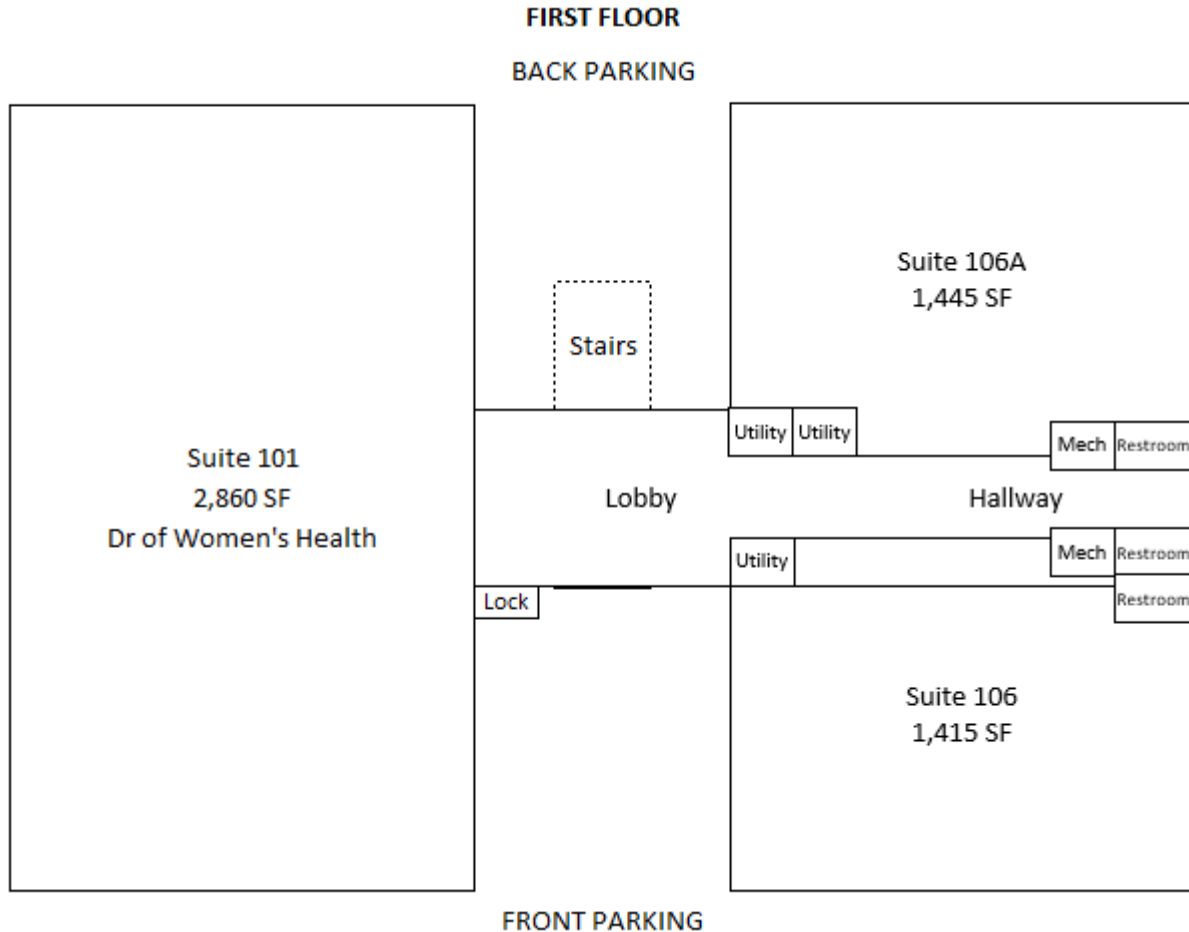


COMMERCIAL  
MANAGEMENT  
LEASING  
SALES

**Shey Anderson**  
JM Real Estate, Inc.  
Office: 321.242.2882 x 216  
Cell: 321.749.8921  
Shey@JMRealEstate.com

OFFICE SPACE FOR LEASE

**NASA OFFICE BUILDING**  
65 East Nasa Blvd., Melbourne, FL 32901



Ground Floor:

106: 1,415 SF \$14/SF/YR + \$4.54/SF/YR NNN

106 A: 1,445 SF. \$14/SF/YR+ \$4.54/SF/YR NNN

Water and Electric are Included in CAM

JMREALESTATE.COM



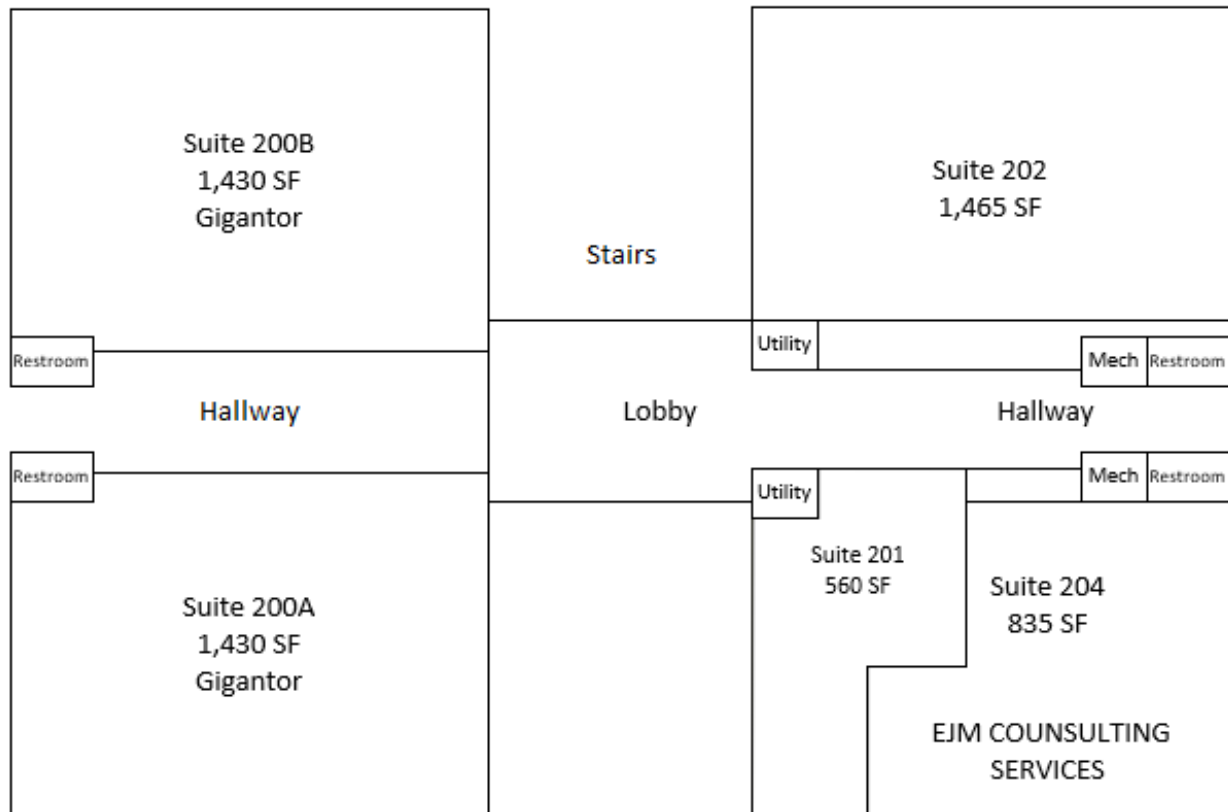
**Shey Anderson**  
JM Real Estate, Inc.  
Office: 321.242.2882 x 216  
Cell: 321.749.8921  
Shey@JMRealEstate.com

OFFICE SPACE FOR LEASE

**NASA OFFICE BUILDING**  
65 East Nasa Blvd., Melbourne, FL 32901

**SECOND FLOOR**

BACK PARKING



FRONT PARKING

2nd Floor:

201: 560 SF \$12/SF/YR+ \$4.54/SF/YR NNN

202: 1,465 SF \$12/SF/YR + \$4.54/SF/YR NNN

Water and Electric are Included in CAM

[JMREALESTATE.COM](http://JMREALESTATE.COM)



**Shey Anderson**  
JM Real Estate, Inc.  
Office: 321.242.2882 x 216  
Cell: 321.749.8921  
[Shey@JMRealEstate.com](mailto:Shey@JMRealEstate.com)

OFFICE SPACE FOR LEASE

# NASA OFFICE BUILDING

65 East Nasa Blvd., Melbourne, FL 32901



[JMREALESTATE.COM](http://JMREALESTATE.COM)



COMMERCIAL  
MANAGEMENT  
LEASING  
SALES

**Shey Anderson**

JM Real Estate, Inc.

Office: 321.242.2882 x 216

Cell: 321.749.8921

[Shey@JMRealEstate.com](mailto:Shey@JMRealEstate.com)

Information contained herein has been obtained from others and is considered to be reliable; however, a prospective purchaser, agent, or lessee is expected to verify all information to their satisfaction. We make no guarantee, warranty, or representations herein. Licensed Real Estate Broker.